



A VISION FOR OUR FUTURE

For the past 34 years, Central Carolina Community Foundation has been dedicated to improving our region through strategic grant making, community engagement and inspiring philanthropy. We were created to serve our region’s nonprofit organizations, generous donors, and thoughtful residents who strive to make a positive difference in the place they call home.

In July 2016, our board launched a three-year strategic plan focused on increasing the dollars that our donors and board invest in our community; ensuring that everyone has a seat at the table to lift up their community through philanthropy; increasing our ability to serve; and increasing our board’s engagement in our work. To achieve these goals we engaged residents throughout our community - listening to their ideas and enlisting them in projects that enhance the place we call home.

We learned a great deal from these conversations and this year, our board refined our plan in order to leverage the collective knowledge, creativity and resources within our community in order to build a more vibrant region. Our strategic goals remain the same but the road map to achievement is focused outward.

2017-2018 BOARD OF TRUSTEES

Van Anderson	Felicia Rhue Howard
Tod Augsburger	Bruce W. Hughes
Bill Babcock, MD*	– <i>Past Chair</i>
Russell Bauknight	Catherine Kennedy
J. Mac Bennett*	Lou Kennedy
Cliff Bourke, Jr.	David Kulbersh, MD
Julie Brenan	Scott Macfarland
Sharon Bryant	Cory Manning
– <i>Vice Chair</i>	Linda O’Byron*
William Cason	Donna Pullen
Rita Caughman*	Ben Rex*
Holt Chetwood*	Beth Richardson
Henry Clay	Roger Schrum
Jill Davis	Susie Shannon
Elizabeth Dinndorf*	Candace C. Shiver
Sharon Earle, PhD	Stacy S. Stokes, CPA
Clavin Elam, CLU, ChFC	– <i>Secretary/Treasurer</i>
Sara Fawcett	Bhavna Vasudeva
John Garrison	<i>Ex-Officio Members</i>
Carroll Heyward	Jennifer Perritt
– <i>Chair</i>	
Rachel Hodges	

*term completed in June 2017

In order to increase our impact in the Midlands of South Carolina we are working to build one community connected through giving by increasing knowledge, opportunities and resources that cultivate community connections and increase the impact of philanthropy.

Based on our work last year we know that building relationships with a more diverse geographic and demographic audience will help the Foundation board and staff increase our knowledge of community needs and opportunities. The resulting relationships that are built will help us to increase the impact of the philanthropic dollars we invest.

Connecting our community. Building a culture of giving. Increasing the impact of philanthropy through knowledge. We are proud to be part of an organization that is focused on these areas and honored to work with folks in our communities who are striving to enhance the quality of living throughout our region. Together, we can make good things happen – every day.



Carroll Heyward
Board Chair



JoAnn M. Turnquist
President & CEO

CONSOLIDATED FINANCIAL STATEMENTS

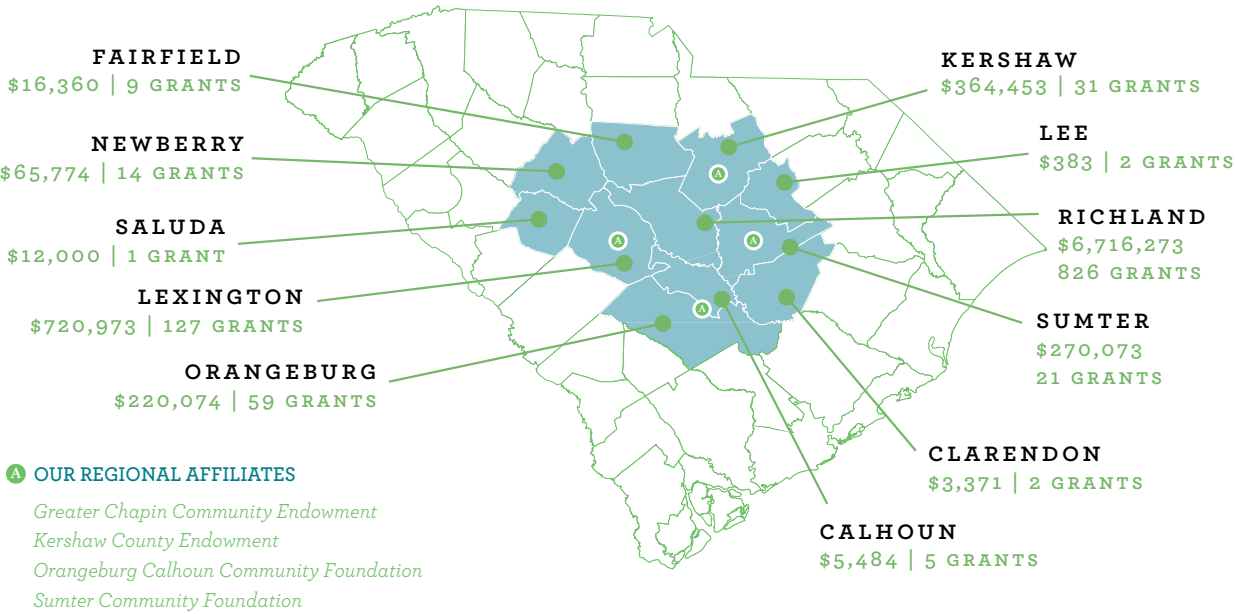
As of June 30	2017	2016
ASSETS		
Cash and Cash Equivalents	4,758,085	4,192,980
Investments	98,731,269	86,605,192
Interest in Charitable Trusts and Life Insurance	21,488,269	23,413,914
Other	48,337	60,894
Total Assets	\$ 125,025,960	114,272,980
LIABILITIES		
Liabilities, Miscellaneous	96,654	95,327
Grants Payable	75,633	76,222
Funds Held for Agency Endowments	7,691,013	6,523,903
Funds Held for Supporting Organizations	4,219,340	3,981,557
Total Liabilities	\$ 12,082,640	10,677,009
NET ASSETS		
Unrestricted	94,795,984	85,095,029
Temporarily Restricted	18,147,336	18,500,942
Total Net Assets	\$ 112,943,320	103,595,971
Total Liabilities and Net Assets	\$ 125,025,960	114,272,980
PUBLIC SUPPORT AND REVENUE		
Total Contributions and Special Events	14,610,858	18,170,042
Less: Amounts Received for Agency Endowments	(1,049,561)	(340,111)
Net Contributions	13,561,297	17,829,931
Total Investment Income	9,079,039	1,512,651
Less: Investment Income for Agency Endowments	(839,819)	(121,742)
Net Investment Income (Includes Unrealized Losses)	8,239,220	1,390,909
Revenues from Charitable Trusts	610,867	1,311,191
Other Income	227,137	338,392
Total Support and Revenue	\$ 22,638,521	20,870,423
EXPENSES		
Grants and Related Expenses	13,031,965	16,819,781
Less: Grants Disbursed from Agency Endowments	(639,029)	(288,725)
Total Program Services	12,392,936	16,531,056
Investment Management	60,943	57,677
Less: Expenses Allocated to Agency Endowments	(4,737)	(4,527)
Net Investment Management	56,206	53,150
Grants Management and Fundraising	827,230	754,452
Trust Beneficiary Payments	14,800	14,800
Total Grants and Expenses	\$ 13,291,172	17,353,458
Increase (Decrease) in Net Assets	9,347,349	3,516,965
Net Assets, Beginning of Year	103,595,971	100,079,006
Net Assets, End of Year	\$ 112,943,320	103,595,971

YEAR IN REVIEW

As our community grows, so does our organization and impact. Thanks to generous donors both today and years past, we are able to celebrate the following highlights from the fiscal year that ended June 30, 2017.

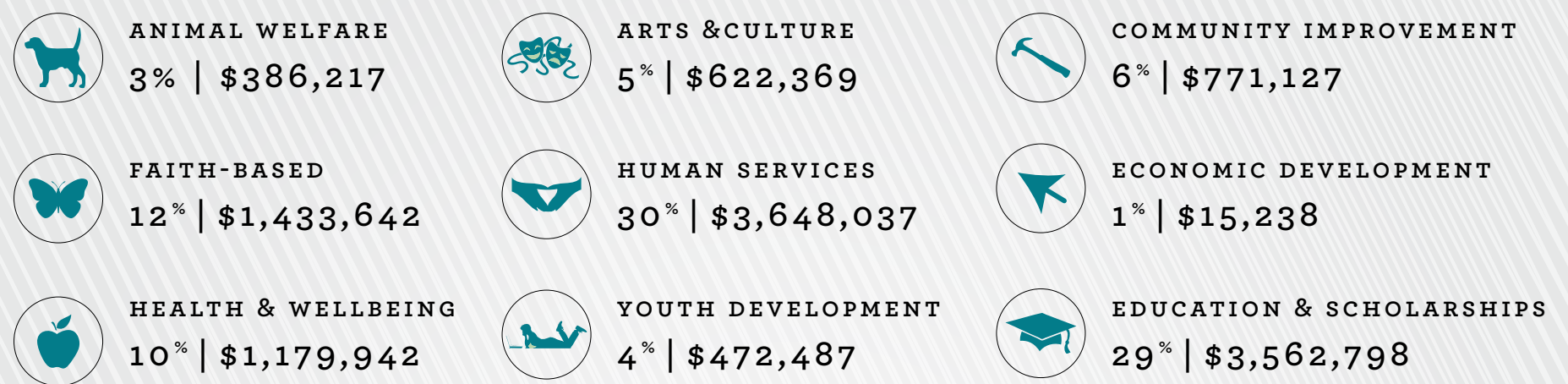
1,561
GRANTS IN 2017
TOTALING
\$12,091,857

MIDLANDS GRANTS BY COUNTY

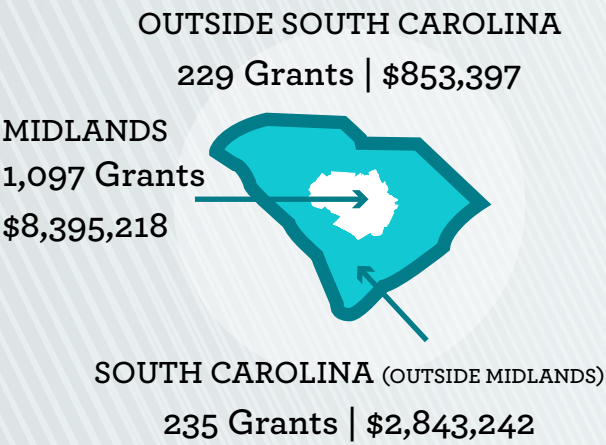


TOTAL MIDLANDS GRANTS 1,097 | \$8,395,218

GRANTS DISTRIBUTED BY CATEGORY



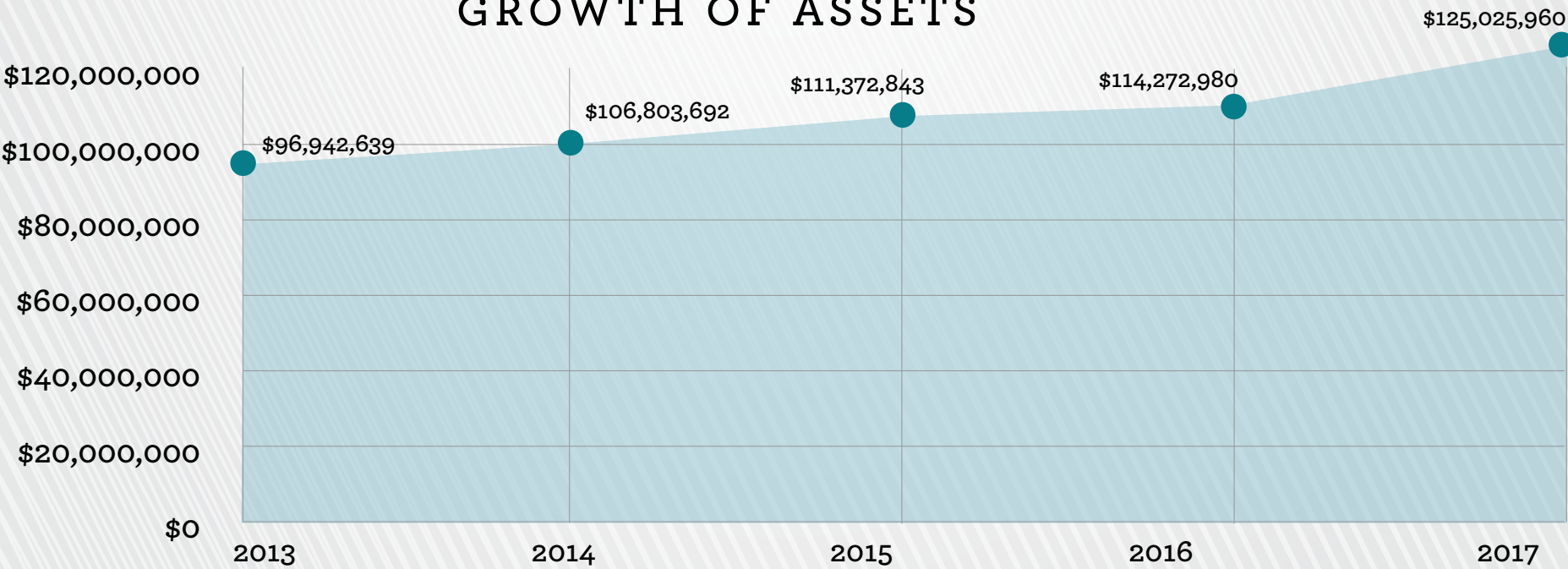
GRANTS BY LOCATION



FUNDS BY TYPE

	DOLLAR AMOUNT	# OF FUNDS
AGENCY FUNDS	\$7,691,013	47
DESIGNATED FUNDS	\$14,749,760	34
DONOR-ADVISED FUNDS	\$50,499,113	123
ESCROW FUNDS	\$4,952,689	71
FIELD-OF-INTEREST FUNDS	\$2,850,683	17
FISCAL SPONSORSHIPS	\$532,490	14
SCHOLARSHIP FUNDS	\$5,903,008	36
SUPPORTING ORGANIZATIONS	\$4,219,340	2
TRUST FUNDS	\$18,147,336	23
UNRESTRICTED FUNDS	\$15,308,241	16
GRAND TOTAL	\$124,853,673	383

GROWTH OF ASSETS



GRANTS AWARDED BY YEAR

Total Since Inception \$148,000,000+

2013	2014	2015	2016	2017
\$13,027,525	\$10,573,314	\$11,700,738	\$15,906,694	\$12,091,857